

Healthcare

DESIGN GUIDE

Designing
healthcare
spaces with
empathy

RECEPTION



04 The role of colour in healthcare environments
by Marion Lamarque, colour expert and founder of 'Color the Life'

10 Design trends in healthcare

12 COMMON AREAS

14 Reception

18 Corridors

22 Waiting rooms

26 PATIENT CARE

28 Outpatient care:

Consulting and examination rooms

Treatment rooms

32 Operating theatres, Interventional operating rooms

36 Inpatient care:

Patient rooms

Pediatrics - Comment by Frederique F. Thomas, interior designer,
visual artist and colourist

Wetrooms

46 STAFF SPACES

48 Respite rooms

52 Nursing stations

56 Product considerations

58 Examples and references

DESIGNING HEALTHCARE SPACES WITH EMPATHY

The Covid-19 pandemic has led us to reassess care pathways into and out of hospital for ensuring both patient safety and continuity of care.

It has also provided an opportunity to put the Patient experience at the heart of our healthcare strategies.

Patients no longer come to the healthcare system as mere supplicants. Now well informed, patients expect to be involved in the decision-making about their pathology and their patient journey. They also expect to be in control when it comes to their stay in hospital.

Finally, with the patient experience and personnel engagement being linked, it is also time to make the hospital a great place to work..

Although primarily aimed at helping and inspiring you in your colour choices, this guide is based on the findings of our research study 'The Hospital of the Future: Challenges and Issues'. It addresses some of the questions raised in the study, such as:

How to promote mobility within the hospital?

How to reduce the distance nurses have to walk?

How to better engage the patient and their family?

The whole community has a role to play, whether it be architects, construction managers or manufacturers, in providing practical answers to these questions.

We hope this guide will highlight some helpful ideas.

Tarkett Human Conscious Design™

THE ROLE OF COLOUR IN HEALTHCARE ENVIRONMENTS

The coloured appearance of an environment is a stimulus, and a message that carries meaning, arouses sensations and provokes emotions. Colour influences our behaviour and our decisions. In the hospital environment, colour enables the recognition of key features, allowing people intuitively to interpret spaces and move between them. And because it shapes what we see, colour is important in signage.

by *Marion Lamarque*

Colour expert
Founder and President of COLOR THE LIFE.



Marion Lamarque is a designer with expertise in 360° colour strategy (identity, trends, design, production, merchandising and communications). She founded COLOR THE LIFE, the network of colour experts that reveals and uses the potential of colour in all areas to sustainably develop the human, economic and environmental performance of organisations.

COLOR THE LIFE

In 2021, COLOR THE LIFE organised a cycle of webinars on the theme "Colour & Health".

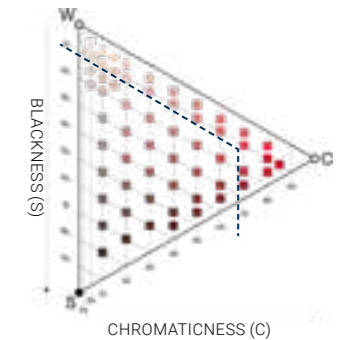
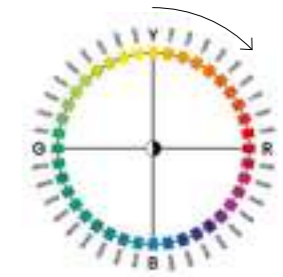
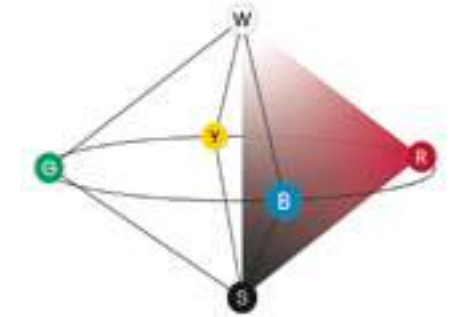
www.colorthelife.org



DEFINING A COLOUR USING THE NATURAL COLOUR SYSTEM ('NCS')

A pragmatic, tridimensional approach

NCS is a universal colour language based on science. It identifies a colour in 2 steps using 6 basic shades that the human eye perceives as pure: white (W), black (S), yellow (Y), red (R), blue (B) and green (G).



1. HUE

The hue is the relationship to 1 or 2 of the 4 chromatic elementary colours in the colour circle.

2. NUANCE

Nuance is defined by the quantity of black (S), white (W) and chromaticness (C) or purity of hue.

THE COMPLETE NCS COLOUR NOTATION

Example: Platinum 100 Candy Coral NCS S1070-Y90R

HUE: Y90R = mix of 10% of yellow, 90% of red

NUANCE: S1070 = 10% black
70% chromaticness



More here >

THE ROLE OF COLOUR IN HEALTHCARE ENVIRONMENTS


HOW TO HARNESS THE EMOTIONAL EFFECT OF COLOUR

The coloured harmony of a space enables patients, staff and visitors to be immersed in an atmosphere conducive to their well-being, whether they seek calm, attention and privacy, or stimulation and conviviality.

The choice and positioning of colours on walls, woodwork, floors, ceilings and furniture can focus the user's gaze on a specific point or conversely open up the space and divert attention.

PASTEL

Pastel colours enlarge and open up the space.



BRIGHT

Vivid colours create a cheerful, uplifting atmosphere and are indicative.



INTENSE

Intense colours dramatise the space and promote intimacy.



DARK

Dark colours highlight architectural elements.




NATURAL

Natural colours create authentic and cosy atmospheres.



MUTED

Muted colours are discreet and provide reassurance.



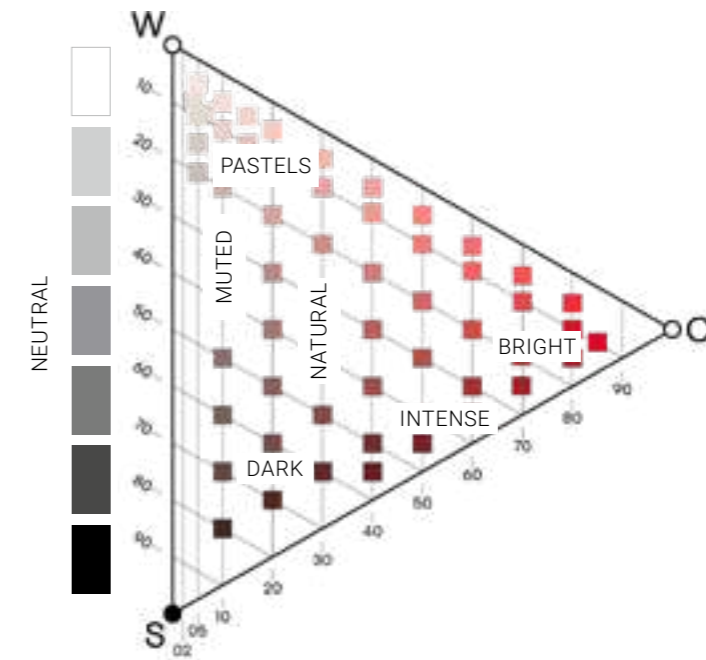
NEUTRAL

Blacks and whites create striking settings. Greys bring depth and texture.



DEFINING THE COLOUR FAMILIES



A colour family is a set of colours with the same Nuance (Tone).



Children's Memorial Health Institute, Warsaw, Poland


THE ROLE OF COLOUR IN HEALTHCARE ENVIRONMENTS

HOW TO INFLUENCE SPATIAL PERCEPTION



DISTANCE AND DEPTH PERCEPTION

A warm colour (yellow, orange, red, pink) seems closer than a cold one (purple, blue, turquoise, green). It can be used to make corridors seem shorter or longer, for example.



SPACE SIZE PERCEPTION

Light, cool colours evoke air and water, two elements that people associate with light and peace. In architecture, they enlarge and open up areas. Dark, warm colours envelop us and reduce the feeling of space, creating a sense of intimacy.



Children's Memorial Health Institute, Warsaw, Poland


HOW TO ENHANCE VISUAL PERCEPTION

With the elderly becoming increasingly numerous in hospitals, it is vital to consider the experience of people with visual impairment when designing a healthcare facility. Colour contrast is central to providing visual clues for doors, handles, handrails and signage, enabling people with diminished sight to better make sense of their surroundings.

HUE CONTRAST




CHROMATIC CONTRAST



LIGHT/DARK CONTRAST

LRV difference > 30



As the Light Reflection Value of a colour is linked to its blackness, this measure can help create the right level of contrast. An LRV difference of 30 points is required to generate sufficient contrast.

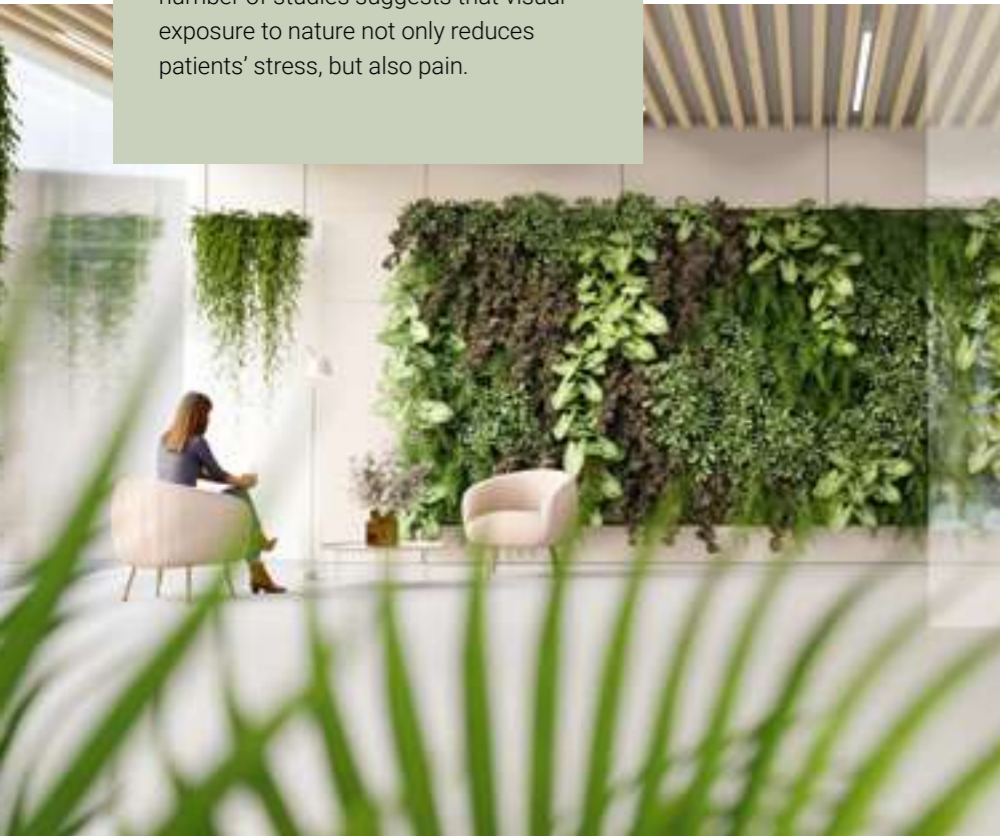
DESIGN TRENDS IN HEALTHCARE

BIOPHILIC DESIGN

CONNECTING HUMANS AND NATURE

The positive impact of interaction with nature in healthcare facilities has been widely demonstrated.

Since the first research conducted by Dr Roger Ulrich 30 years ago, a growing number of studies suggests that visual exposure to nature not only reduces patients' stress, but also pain.

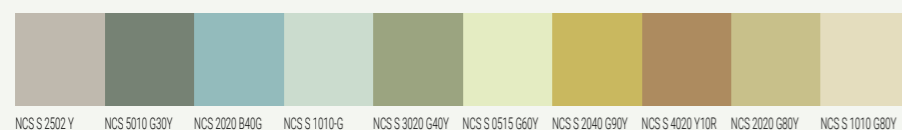


FEATURES

- ✓ Large openings to nature
- ✓ Access to natural light
- ✓ Visual representations related to nature
- ✓ Presence of plants
- ✓ Materials with natural effects (wood, fibres, minerals,...)

COLOUR FAMILIES

- Natural
- Neutral
- Muted

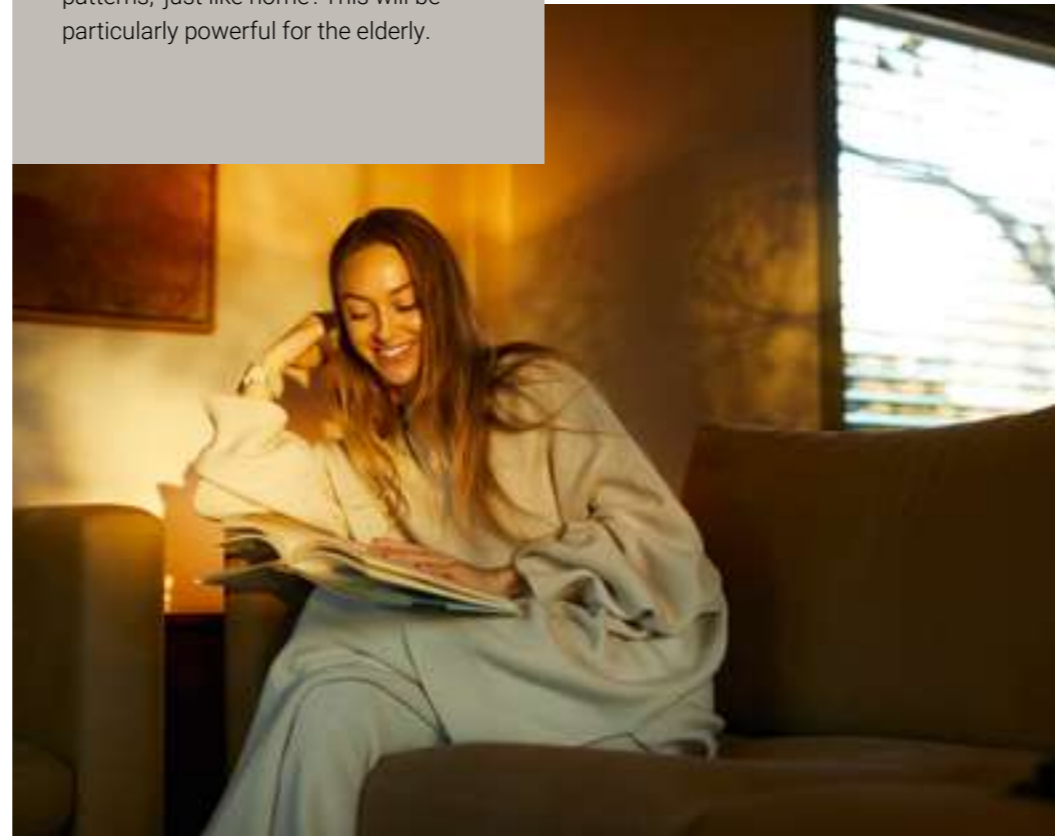


HOMELY DESIGN

HUMANISING HOSPITALS

Warm and welcoming spaces reflect a human-centred approach that respects the privacy and dignity of each individual.

Soothing and intimate spaces will be created using familiar materials and patterns, 'just like home'. This will be particularly powerful for the elderly.

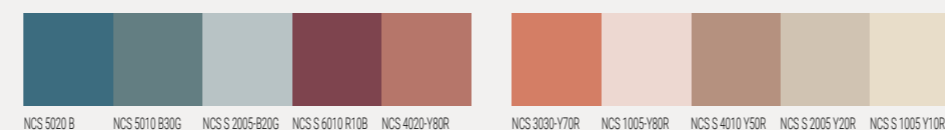


FEATURES

- ✓ Familiar, non-institutional feel
- ✓ Spaces on a human scale
- ✓ Spaces with a focus on privacy

COLOUR FAMILIES

- Pastel
- Natural
- Muted
- Intense



GRAPHIC DESIGN

CREATING INTUITIVE SPACES

Colour and surfaces are used to communicate, orientate, guide and distract patients and their relatives.

Spaces become intuitive, playful and easy to live in. This type of atmosphere is particularly suitable for paediatric wards.

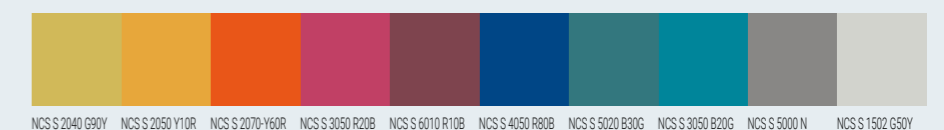


FEATURES

- ✓ Effective Wayfinding
- ✓ Diverse range of spaces
- ✓ Educational spaces
- ✓ Positive distraction

COLOUR FAMILIES

- Bright
- Neutral
- Intense



COMMON AREAS

RECEPTION

CORRIDORS

WAITING ROOMS

“ **Optimising mobility within the hospital, managing waiting lines at some treatment facilities, (...), these are essential challenges for the hospital of the future.**”

Pr Philippe Gabriel Steg, Cardiology Department Head



RECEPTION

RECEPTION

- ✓ MAKE THE AREA EASY TO RECOGNISE
- ✓ CREATE A POSITIVE FIRST IMPRESSION
- ✓ ENCOURAGE SOCIAL DISTANCING TO PROMOTE CONFIDENTIALITY AND LIMIT THE RISK OF INFECTION

iQ Megalit White - 3390605
iQ Megalit Beige - 3390611
iQ Megalit Grey Beige - 3390607



CREATING A DISTINCTIVE, WELCOMING SPACE

- ✓ Colour-coded walls, floors and furniture
- ✓ Visual prompts for social distancing
- ✓ Local lighting unit

BIOPHILIC DESIGN



SPECIFICATION

	Range	References	NCS code	LRV
Flooring	iQ Natural Warm White	21103403	S1005-Y30R	70
	iQ Natural Dusty Green	21103159	S5010-G30Y	23
Walls	ProtectWALL Jungle Tonic	264991068	Background: S1020-B30G	43
	ProtectWALL Uni Bright Ice Blue	264991048	S2020-B40G	46

Check technical requirements recap p. 56-57

GRAPHIC DESIGN



SPECIFICATION

	Range	References.	NCS code	LRV
Flooring	Accent Platinum 100 Piazza Yellow	25178026	Background: S1502-G50Y	59
	Accent Platinum 100 Melt Yellow	25177003	S1050-Y10R	50
Walls	ProtectWALL Uni Bright Yellow	264991037	S1060-Y10R	46
	ProtectWALL Uni Warm Grey	264991043	S5000-N	20

Check technical requirements recap p. 56-57



CORRIDORS

- ✓ IMPLEMENT EFFECTIVE WAYFINDING
- ✓ ENABLE INTUITIVE NAVIGATION
- ✓ FACILITATE INTRA-HOSPITAL MOBILITY FOR ALL

iQ Natural Aqua Blue - 21103096
iQ Natural White - 21103491
ProtectWALL Uni Super White - 264991221
iQ Natural AquaBlue - 21103096
ProtectWALL Uni Dark Aqua - 264991135

FACILITATING MOBILITY

- ✓ Colour-coding and visual prompts
- ✓ Colour-contrasted signage (pictograms and symbols)
- ✓ High contrast (LRV difference >30) between walls and floors, walls and handrails or signage
- ✓ Low contrast (LRV difference <10) between two adjacent rooms

HOMELY DESIGN



Wall paint
Light blue
NCS S 2005-B20G

Signage and furniture
S 2010-Y80R

SPECIFICATION

	Range	References	NCS code	LRV
Flooring	Acczent Excellence 80 Serene Oak Red Brown	25204510	S6020-Y60R	14
Walls	ProtectWALL Tisse Grey Beige	264991057	S2005-Y20R	53

ALTERNATIVE

Flooring	Safetred Universal Jupiter	3820170
Walls	ProtectWALL Tissé White Blue	264991056



Wall paint
S 1005-Y80R



Signage and furniture
S 2005 Y20R

GRAPHIC DESIGN



Wall signage
S1060-Y10R

SPECIFICATION

	Range	References	NCS code	LRV
Flooring	Acczent Excellence 80 Concrete Dark Grey	25128501	S6502-Y	13
Walls	ProtectWALL Uni Bright Yellow	264991037	S1060-Y10R	46
Flooring signage	Acczent Excellence 80 Uni Bright Yellow	25131930	S2050-Y10R	44



WAITING ROOMS

- ✓ PROMOTE PRIVACY FOR PATIENTS AND THEIR FAMILIES
- ✓ CREATE POSITIVE DISTRACTIONS
- ✓ PROVIDE PATIENT EDUCATION



Accent Excellence 80 Uni Bright Orange - 25131929
Accent Excellence 80 Matrix 2 Bright Orange - 25131188
Accent Excellence 80 Long Modern Oak Natural - 25129010
Accent Excellence 80 Facet Orange - 25128112
ProtectWALL Tissé Warm Grey - 264991005



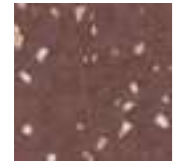
PROVIDING PATIENTS AND THEIR FAMILIES WITH A REASSURING, DISTRACTING ENVIRONMENT



- ✓ Intimate configuration for privacy offering choice and flexibility to sit alone or with loved ones
- ✓ Positive distractions: wifi, charging sockets, visual arts, children's area

- ✓ Patient education: posters, videos, tablets with access to interactive healthcare information

HOMELY DESIGN




Wall Signage
S 4010 - Y50R

SPECIFICATION

	Range	References	NCS code	LRV
Flooring	iQ Surface 080 Rouge Multi	21089080	S3020-Y80R	37
	iQ Surface 163 Rouge Accent	21089163	S6020-Y90R	13
	iQ Surface 095 Solid Powder	21089095	S3010-Y50R	41
Walls	ProtectWALL Brushed Metal Copper	264991052	S4010-Y50R	21
	ProtectWALL Uni White Grey	264991132	S10002-Y50R	66

Check technical requirements recap p. 56-57

GRAPHIC DESIGN



Wall paint
NCS S 2020-G90Y

Furniture & signage
NCS S 3040-R20B

SPECIFICATION

	Range	References	NCS code	LRV
Flooring	Acczent Excellence 80 Fusion Lines Bright Violet	25130177	S4040-R30B	14
	Acczent Excellence 80 Uni Bright Pink	25131927	S3050-R20B	17
	Acczent Excellence 80 Uni Bright Anis	25131931	S2050-G90Y	46
Snake Floorcraft	Acczent Excellence 80 Uni Bright Red	25131928	S2070-Y90R	15
	Acczent Excellence 80 Uni Intense Water	25131936	S3020-B90G	34
	Acczent Excellence 80 Uni Bright Turquoise	25131926	S3040-B40G	27
Walls	Acczent Excellence 80 Uni Bright Orange	25131929	S2060-Y70R	23
	ProtectWALL Bright Anis	264991039	S2040-G90Y	38

Check technical requirements recap p. 56-57

PATIENT CARE

OUTPATIENT CARE:

- .Consulting and examination rooms
- .Treatment rooms

OPERATING ROOMS

IN PATIENT CARE :

- .Patient rooms
- .Bathrooms

“ Patients really want transparency around their care. To know what the steps will be, how they are connected, when and how it will end, or whether they will need post-hospitalisation check-ups, these are the key factors in a successful patient journey.

Lucile Hervouët, Health Sociologist



OUTPATIENT CARE

- ✓ CREATE AN ATMOSPHERE TO INSPIRE CONFIDENCE
- ✓ GIVE THE PATIENT A SENSE OF CONTROL
- ✓ PROMOTE PRIVACY ALONGSIDE SAFETY AND PATIENT-STAFF COMMUNICATION

CREATING SPACES ENCOURAGING PATIENT ENGAGEMENT



- ✓ Intimate configuration for privacy
- ✓ Cleanliness and tidiness: clutter-free space
- ✓ Comfortable, modular furniture encouraging interaction

- TREATMENT ROOM:
- ✓ Positive distractions: views of nature outside, visual arts, wifi, charging sockets etc.
 - ✓ Control over environmental conditions such as lighting and temperature

HOMELY examination room



Furniture
NCS S 0804-Y50R

SPECIFICATION

	Range	References	NCS code	LRV
Flooring	iQ Surface Sober Airy	21089087	S2005-Y70R	54
	iQ Surface Solid Powder	21089095	S3010-Y50R	41
	iQ Surface Solid Dark Ash	21089094	S3500-N	39
Walls	Surface Wall Solid Upper Ash	21090812	S2002-R	55

Check technical requirements recap p. 56-57

HOMELY treatment room



SPECIFICATION

	Range	References	NCS code	LRV
Flooring	Accent Excellence 80 Esquisse Light Grey	25128013	S4502-Y	30
	Accent Excellence 80 Esquisse Light Chocolate	25128017	S6005-Y50R	20
	Accent Excellence 80 Esquisse Grey Beige	25128012	S2502-Y	47
	Accent Excellence 80 Oak Tree Beige	25129200	S3010-Y20R	39
Walls	ProtectWALL Brushed Metal Silver	264991054	S3502-R	34
	ProtectWALL Brushed Metal Copper	264991052	S4010-Y50R	21
	ProtectWALL Uni Light Beige	264991122	S1005-Y10R	64

Check technical requirements recap p. 56-57



OPERATING ROOMS

- ✓ HIGHLIGHT THE CRITICAL ZONE (SURGICAL AREA)
- ✓ REDUCE THE RISK OF INFECTION
- ✓ CREATE A CALMING ENVIRONMENT FOR PATIENTS AND HEALTH PROFESSIONALS

IQ Granit Toro SC Light Blue - 3093960
IQ Granit Toro SC Light Grey - 3093100
IQ Granit Toro SC Sand - 3093 957
ProtectWALL CR Uni Super White - 264992061

OPERATING ROOMS

Focus on interventional **OPERATING ROOMS**



iQ Toro SC, iQ Optima and Acczent Excellence 80 have been validated for use in hybrid operating rooms equipped by **GE Healthcare with their new interventional image guided system Allia™ IGS 7 and Allia™ IGS 7 OR**. The system benefits from a laser guided robotic gantry enabling full mobility on predefined trajectories.

Tarkett recommended flooring for operating theatre do offer all the requirements for the Allia™ IGS 7 and Allia™ IGS 7 OR equipments to work perfectly:

- ✓ **An excellent resistance to heavy rolling load** without any deformation, delamination nor tears
- ✓ **A perfectly smooth surface** allowing high precision in the system's position
- ✓ **The right rolling friction** enabling an unobstructed movement of the system

iQ Optima Light Red Blue - 3242847
ProtectWALL CR Uni Super White - 264992061



INPATIENT CARE

- ✓ PROVIDE A CALM, SOOTHING ENVIRONMENT
- ✓ OFFER PRIVACY FOR PATIENTS AND FAMILY
- ✓ CREATE A WARM, NON-INSTITUTIONAL FEEL

iQ Natural Warm White - 21103403
iQ Natural Light Warm Beige - 21103481
ProtectWALL Tissé warm grey - 264991005

PROVIDING PATIENTS WITH A SPACE CONDUCTIVE TO HEALING

- ✓ A family-oriented space
- ✓ Plenty of natural light
- ✓ Decorative wall solutions

BIOPHILIC Design



Back wall paint
S 3010-G

Front wall paint
S 1010-G

Furniture - Natural oak
NCS 3020-Y20R

SPECIFICATION

	Range	References	NCS code	LRV
Flooring	iQ Granit Soft White Sand	21142527	S1002-Y50R	74
Walls	ProtectWALL Jungle Green Celadon	264991070	Background : S1010-G	65

ALTERNATIVE

Flooring	Accent Excellence Long Modern Oak Natural	25129010
Walls	ProtectWALL Jungle Beige	264991073



Back wall paint
S 1005 - Y20R



Front wall paint
S 1005 - Y10R

Furniture - Natural oak
NCS 3020-Y20R

HOMELY Design



Wall paint - Grey beige
S 2005 Y20R

Furniture
S 4010 Y10R

SPECIFICATION

	Range	References	NCS code	LRV
Flooring under the bed	Tapiflex Excellence 80 Uni Intense Plum	25136937	S6020-R10B	8
Flooring	Tapiflex Excellence 80 Scandinavian Oak Medium Beige	25134403	S3005-Y20R	40
Walls	ProtectWALL Brushed Metal Gold	264991053	S4010-Y10R	26
	ProtectWALL Tisse Grey Beige	264991057	S2005-Y20R	53



FOCUS ON PEDIATRICS

GRAPHIC Design



SPECIFICATION

	Range	References	NCS code	LRV
Flooring	Tapiflex Excellence 80 Uni Bright Ice Blue	25136932	S2020-B50G	40
	Tapiflex Excellence 80 Bubbles Cold Mix	25135143	S2500-N	39
Walls	ProtectWALL Uni Bright Ice Blue	264991048	S2020-B40G	46

Check technical requirements recap p. 56-57

Frédérique F. Thomas created the decor of the outpatient facility at the Necker Children’s Hospital in Paris. Below, the interior designer, visual artist and colourist shares her thoughts.

USING COLOUR TO CREATE SUPPORTIVE SPACES FOR CHILDREN, FAMILIES AND HEALTHCARE PROFESSIONALS

Studies show that saturated and bright colours appeal to children and adolescents. They also help to reassure relatives accompanying the children, creating positive, attractive spaces that relieve some of the anxiety associated with hospitals. The idea behind this design was to make the floor seem like a game that involves surfing from one colour to another. Large diagonal blocks of colour connect children’s rooms with corridors and other areas. As the doors are often left open, young patients feel less isolated during treatment and closer to their families and the healthcare team.

Colour stimulates our sense, just like music or perfume. I chose three shades: magenta, petrol and saffron yellow (Bright Violet, Intense Petrol and Intense Olive) to create a colourful harmony, generating a genuine yet pleasing contrast. **I created three ambiances to give the children a choice. It is important that they take ownership of their space when they come in for treatment. That is the least we can give them.**

What are your thoughts on how design and colour impact the well-being and healing of patients ?

Offering patients a welcoming, reassuring environment where colour and design work in customised harmony seems to me an integral part of a seamless treatment experience. For the Necker Children’s Hospital, it was important to bring joy and life to a place where children feel vulnerable, especially when facing difficult outcomes. So I made sure that the bright, contrasting colours really catch the eye. The decor also gives parents confidence, knowing the space was designed specifically for children.

What inspires you when designing interiors for healthcare facilities?

As well as the building’s architecture and the technical challenges often encountered, I draw inspiration from



the colours, graphics, materials, textures and finishes available. They play such an important role in the design of my projects.

How important is it to understand the expectations of the people who use the ward ?

The experience of the healthcare teams is invaluable. You have to listen to the different views and gather as much information as possible. Then suggesting design options to them is interesting, especially when the ideas are new to them and shake things up.

And I have received good feedback— the ward works well and the teams are very happy.



WETROOMS

- ✓ ENCOURAGE PATIENT INDEPENDENCE
- ✓ MAKE PATIENTS FEEL SAFE
- ✓ CREATE A NON-INSTITUTIONAL FEELING



Aqua Multisafe Terrazzo Safe Terracotta - 26544009
Aquarelle Wall Hfs Uni Terracotta - 3942093
Aquarelle Wall Hfs Rustic Velvet Nude - 3942087

DESIGNING FOR SAFETY AND DIGNITY

- ✓ Anti-slip, easy-to-clean floors
- ✓ High contrast between floor and walls
- ✓ Warm patterns

BIOPHILIC Design



SPECIFICATION

	Range	References	NCS code	LRV
Flooring	Multisafe Aqua Terrazzo Green	25910011	S2502-Y	39
	Aquarelle Wall Hfs Grey	3942033	S1000-N	69
Walls	Aquarelle Wall Hfs Uni Dark Aqua	3942082	S5010-B30G	19
	Aquarelle Wall Hfs Uni Super White	3942037	S0300-N	80

Check technical requirements recap p. 56-57

HOMELY Design



SPECIFICATION

	Range	References	NCS code	LRV
Flooring	Granit Multisafe Grey	3476741	S3000-N	45
	Aquarelle Wall Hfs Grey	3942033	S1000-N	69
Walls	Aquarelle Wall Hfs Marble Carrare	3942079	S0500-N	78
	Aquarelle Wall Hfs Brushed Metal Gold	3942078	S4010-Y10R	26

Check technical requirements recap p. 56-57

STAFF SPACES

RESPIRE ROOMS

NURSING STATIONS

“ Workplace quality of life for Medical staff is indissociable from successful patient experience, when the patients are satisfied, so are those caring for them.

Pr Philippe Gabriel Steg, Cardiology Department Head



RESPIRE ROOMS

- ✓ ALLOW STAFF TO RELAX AND DECOMPRESS
- ✓ CREATE A PLACE TO DISCONNECT TEMPORARILY FROM WORK
- ✓ MEET DIVERSE NEEDS: PEACE AND QUIET, SOCIAL INTERACTION, RECREATION

Fields B751 9098 - 710495055
Fields B751 5012 - 710495028
Fuse B755 5102 - 710512010
ID Inspiration 70 Fibra Green - 2451 1086
ID Inspiration 70 Fibra Terracotta - 2451 1084
ProtectWALL Tisse Light Aqua - 264991029

DESIGNING DEDICATED STAFF RESPITE AREAS



- ✓ Multi-use spaces for social interaction and rest
- ✓ Sound-absorbent materials
- ✓ Non-institutional design

HOMELY Design



Walls paint - Beige
S 1005-Y10R

Furniture
S 1010-Y90R

SPECIFICATION

	Range	References	NCS code	LRV
Flooring	ID Inspiration 70 Brushed Elm Beige	24504056	S2005-Y40R	47
Flooring	Arable AA86 5031	711342004	-	15
- Carpet	Arable AA86 2915	711342002	-	24

Check technical requirements recap p. 56-57

GRAPHIC Design



Wall paint - Warm Grey
S 5500-N

Wall paint - Yellow
S 1050-Y10R

SPECIFICATION

	Range	References	NCS code	LRV
	Accent Platinum 100 Piazza yellow	25178026	Background: S1502-G50Y	59
Flooring	Accent Platinum 100 Sugar Yellow	25178053	Background: S0502-Y	88
	Accent Platinum 100 Melt Yellow	25177003	S1050-Y10R	50

Check technical requirements recap p. 56-57



NURSING STATIONS


- ✓ ASSIST PATIENT-FAMILY-NURSE INTERACTIONS
- ✓ MINIMISE WALKING DISTANCES FOR NURSES
- ✓ ENABLE PATIENT CONFIDENTIALITY



DESIGNING FOR STAFF EFFICIENCY AND WELL-BEING

- ✓ Centrally located nursing station
- ✓ Open layout
- ✓ Enclosed meeting room for privacy

BIOPHILIC Design



Wall paint - Green Celadon
S 1010-G

SPECIFICATION

	Range	References	NCS code	LRV
Flooring	iQ Natural Dusty Green	21103159	S5010-G30Y	23
	iQ Natural Flakes Warm Grey	21103241	S3502-Y	39
Walls	ProtectWALL Concrete Chalk	264991059	S2005-Y50R	47

Check technical requirements recap p. 56-57

HOMELY Design



Wall paint - White Blue
S 2010 R90B

SPECIFICATION

	Range	References	NCS code	LRV
Flooring	Acczent Excellence 80 Scandinavian Oak Light Beige	25129402	S3005-Y20R	44
	Acczent Excellence 80 Carpet Intense Jean	25128107	S6005-R80B	19
Walls	ProtectWALL Tisse White Blue	264991056	S2010-R90B	49

Check technical requirements recap p. 56-57



		DESTINATION							TECHNICAL CHARACTERISTICS						SLIP RESISTANCE			ACOUSTIC COMFORT		INFECTION CONTROL					ENVIRONMENTAL CREDENTIALS					
		Receptions	Corridors	Waiting areas	Operating theatres & Cleanrooms*	Patient rooms	Bathrooms	Nurse stations	Respite areas	Commercial Class ISO 10874	Total thickness ISO 24346	Wear layer thickness ISO 24340	Residual indentation ISO 24343-1 (Best measured value)	WALL PROTECTION Resistance to impacts EN 259-2	Reaction to fire EN13501-1	Slip resistance DIN 51130	Slip resistance BS 7926-2	Slip resistance Barefoot test DIN 51097	Impact sound reduction ISO717/2	Impact sound reduction ISO 10140	Chemical resistance ISO 26987	Bacteria resistance ISO 846:C	Particle emission ISO 14644-1	Ease of decontamination ISO8690 - DIN 25415	Electrical resistance EN 1081	Total VOC emissions ISO 16000-6	Phtalate free	Recycled content	Recyclable ISO 14021	Visible on page
FLOOR COVERINGS	iQ ranges	iQ Eminent iQ Granit iQ Megalit iQ Natural iQ Optima iQ Surface	•	•	•	•	•	•	•	34	2.00 mm	2.00 mm	0.02 mm		B _{fl} -s1	R9	Low risk of slip			Excellent	Does not favour growth	ISO 3 (Natural) ISO 4	Excellent		≤ 10 µg/m ³ (after 28 days)*	Yes	25,50%	Yes, Post installation and post use	38, 52 14, 18, 36, 54 24, 30	
	iQ Toro SC	Conductive homogeneous vinyl				•				34	2.00 mm	2.00 mm	0.02 mm		B _{fl} -s1	R9	Low risk of slip			Excellent	Does not favour growth	ISO 3	Excellent	R1 5 x 10 ⁴ ≤ R ≤ 10 ⁶ Ohms R2 5 x 10 ⁴ ≤ R ≤ 10 ⁶ Ohms	≤ 10 µg/m ³ (after 28 days)	Yes	25,50%	Yes, Post installation and post use	32, 34	
	Acczent Platinum 100	Heterogeneous Compact Vinyl	•	•	•		•	•		34	2.45 mm	1.02 mm	0.03 mm		B _{fl} -s1	R9			9 dB	Excellent	Does not favour growth				≤ 10 µg/m ³ (after 28 days)	Yes	29%	Post installation	17, 51	
	Acczent Excellence 80	Heterogeneous Compact Vinyl	•	•	•		•	•		34	2.00 mm	0.80 mm	0.01 mm		B _{fl} -s1	R9/R10			-	Excellent	Does not favour growth				≤ 10 µg/m ³ (after 28 days)	Yes	33%	Post installation	20, 21, 22, 25, 28, 31, 39, 40, 55	
	Tapiflex Excellence 80	Heterogeneous Acoustic Vinyl	•	•	•		•	•		34	3.25 mm	0.80 mm	0.08 mm		B _{fl} -s1	R9/R10			19dB	Excellent	Does not favour growth				≤ 10 µg/m ³ (after 28 days)	Yes	21%	Post installation	39, 40	
	iD Inspiration 70	Glue-down LVT							•	34	2.50 mm	0.70 mm	0.05 mm		B _{fl} -s1	R9/R10					Excellent				≤ 10 µg/m ³ (after 28 days)	Yes	35%	Post installation	48, 50	
	Fields & Fuse Create	Carpet							•		6.50 mm				B _{fl} -s1					23 dB								Yes, Post installation and post use	48	
	Arable	Carpet							•		6.50 mm				B _{fl} -s1					25 dB									Yes, Post installation and post use	50
	Safetred ranges	Safety floor									2.00 mm		<0.10 mm		B _{fl} -s1	R10	Low risk of slip								≤ 10 µg/m ³ (after 28 days)	Yes	40%		17	
	Granit Multisafe	Wetroom concept						•		31	2.50 mm	2.00 mm	0.02 mm		B _{fl} -s1	R10	Low risk of slip	Class C			Good	Does not favour growth			≤ 10 µg/m ³ (after 28 days)	Yes	25,50%	Yes, Post installation and post use	45	
	Granit Safe.T	Wetroom concept						•		34	2.00 mm	2.00 mm	0.02 mm		B _{fl} -s1	R10	Low risk of slip	Class C			Good	Does not favour growth			≤ 10 µg/m ³ (after 28 days)	Yes	25,50%	Yes, Post installation and post use	45	
	Multisafe Aqua	Wetroom concept						•		34	2.00 mm	0.55 mm	0.03 mm		B _{fl} -s1	R10				Class C	Good	Does not favour growth			≤ 10 µg/m ³ (after 28 days)	Yes	-	Post installation	42, 44, 45	
WALL COVERINGS	Aquarelle Wall HFS	Wetroom concept						•		0.92 mm				B-s2,d0						Excellent	Does not favour growth			≤ 10 µg/m ³ (after 28 days)	Yes	-	Post installation	42, 44, 45		
	ProtectWALL 1.5	Wall protection	•	•	•	•	•	•		1.50 mm				Resistant to impact	B-s2,d0						Excellent	Does not favour growth			≤ 10 µg/m ³ (after 28 days)	Yes	11%	Post installation	all	
	ProtectWALL CR	Wall protection				•				1.50 mm				Resistant to impact	B-s2,d0						Excellent	Does not favour growth	ISO 1		≤ 10 µg/m ³ (after 28 days)	Yes	11%	Post installation	32, 34	
	Surface Wall	Homogeneous vinyl wall covering	•	•	•	•	•	•			2.00 mm				B-s2,d0						Excellent	Does not favour growth	ISO 4		≤ 10 µg/m ³ (after 28 days)	Yes	25,50%	Yes, Post installation and post use	30	

HERE IS YOUR FLOORING REQUIREMENTS CHECK LIST:

- ✓ Smooth, non-porous surface with minimal joints to prevent dirt build-up
- ✓ Perfect coving and hot-welded, durable joints for watertight installations
- ✓ Resistance to repeated disinfectant use (quaternary ammonium, alcohol, bleach, hydrogen peroxide etc.)
- ✓ Easy-to-repair material. If damaged, fix on the spot and reseal without replacing the whole floor.



We have gathered all our expertise in a solution guide to help you make the right choices. The guide details the specific needs of hospitals and shows relevant products from our range. Find out more in our Healthcare Solution Guide: https://media.tarkett-image.com/docs/BR_INT_LR_SOLUTIONGUIDE_Healthcare.pdf



SOME REFERENCES IN HEALTHCARE

BIOPHILIC DESIGN

CONNECTING HUMANS AND NATURE

Large openings on to outdoor greenery and access to natural light are recognised to reduce stress among patients and staff. And so do nature-themed visuals (natural materials or imitations, images of nature landscapes, neutral and natural colours).

Both the Bursa Hospital in Turkey and Belgium's AZ Zeno Hospital have implemented this principle to support patient and staff well-being.

HOMELY DESIGN

HUMANISING HOSPITALS

Familiar and non-institutional atmospheres help create soothing, intimate spaces that protect individual privacy and dignity, contributing to a positive patient journey.

Rouen University Hospital in France kept this guidance top of mind when designing 'cocoons' for its infusion centre. The materials and colours convey a sense of peace and intimacy.

GRAPHIC DESIGN

CREATING INTUITIVE SPACES

The imaginative use of graphics and colour can create effective wayfinding solutions and provide positive distraction.

Customised design with Tarkett's Floorcraft service can make the decor even more distinctive.

Below is a unique interior project with custom designs inspired by Tove Jansson's Moomin books. Tarkett supplied 33,000 square metres of floor and wall coverings along with 118 Moomin-themed Floorcraft designs.



Bursa Hospital, Bursa, Turkey - iQ Eminent
https://professionals.tarkett.com/en_EU/node/bursa-hospital-8592



Rouen University Hospital, France - Oncology and uro-digestive outpatient unit - iQ Optima and AirMaster Sphère



New Children's Hospital, Helsinki, Finland - iQ Natural
https://professionals.tarkett.com/en_EU/node/new-children-s-hospital-9510



AZ Zeno Hospital in Knokke-Heist, Belgium - Heterogeneous floor Acczent Excellence
https://professionals.tarkett.com/en_EU/node/az-zeno-ceci-n-est-pas-un-hopital-but-a-healing-environment-12911



Rouen University Hospital, France - Oncology and uro-digestive outpatient unit - iQ Optima



New Children's Hospital, Helsinki, Finland - iQ Natural
https://professionals.tarkett.com/en_EU/node/new-children-s-hospital-9510

Human-Conscious Design™

Tarkett Human-Conscious Design™ is our pledge to stand with present and future generations.

To create flooring and sports surfaces that are good for people and for the planet. And to do it every day.

We deliver on this through the synergy of three commitments:

1. Deep human understanding
2. Conscious choices. For people and planet
3. With you. Every step of the way

■ **WESTERN EUROPE:** Austria: Tarkett Holding GmbH, Niederlassung Wien - Tel. +43 1 47 88 062 ■ Belgium: Tarkett N.V. - Tel. +32 52 26 24 11 - Tel. +32 16 35 98 80 ■ Denmark: Tarkett A/S - Tel. +45 43 90 60 11 ■ Finland: Tarkett Oy - Tel. +358 9 4257 9000 ■ France: Tarkett SAS - Tel. +33 1 41 20 42 49 ■ Germany: Tarkett Holding GmbH - Tel. +49 62 33 810 ■ Greece: Tarkett Monoprosopi Ltd - Tel. +30 210 6745 340 ■ Italy: Tarkett S.p.A. - Tel. +39 0744 7551 ■ Luxembourg: Tarkett GDL SA - Tel. +352 949 211 8804 ■ Netherlands: Tarkett BV - Tel. +31 416 685 491 ■ Norway: Tarkett AS - Tel. +47 32 20 92 00 ■ Portugal: Tarkett SA - Tel. +351 21 427 64 20 ■ Spain: Tarkett Floors S.L. - Tel. +34 91 358 00 35 ■ Sweden: Tarkett Sverige AB - Tel. +46 771 25 19 00 ■ Switzerland: Tarkett Holding GmbH - Tel. +41 043 233 79 24 ■ Turkey: Tarkett Aspen - Tel. +90 212 213 65 80 ■ United Kingdom: Tarkett Ltd - Tel. +44 (0) 1622 854 040 ■ **EASTERN EUROPE:** Baltic Countries: Tarkett Baltics - Tel. +370 37 262 220 ■ Czech Republic: Tarkett org. složka - Tel. +420 271 001 600 ■ Hungary: Tarkett Polska SP Z.O.O. magyarországi fióktelepe - Tel. +36 1 437 8150 ■ Poland: Tarkett Polska Sp. z o. o. - Tel. +48 22 16 09 231 ■ Russian Federation: ZAO Tarkett RUS - Tel. +7 495 775 3737 ■ Slovakia: Tarkett Polska, organizačná zložka - Tel. +421 2 48291 317 ■ **South East Europe:** Tarkett SEE - Tel. +381 21 7557 649 (44) 569 12 21 ■ Ukraine: Tarkett UA - Tel. +38 (0) 44 35 45 621 ■ **ASIA AND OCEANIA:** Australia: Tarkett Australia Pty Ltd - Tel. +61 2 88 53 12 00 ■ China: Tarkett Floor Covering (Shanghai) Co. Ltd. - Tel. +86 (21) 60 95 68 38 ext 841 ■ North East Asia: Tarkett Hong Kong Limited - Tel. +852 2511 8716 ■ India: Tarkett Flooring India Pvt. Ltd. - Bangalore - Tel. +91 80 4130 3793 - New Delhi - Tel. +91 11 4352 4073 - Mumbai - Tel. +91 22 2648 8750 ■ South East Asia: Tarkett Flooring Singapore Pte. Ltd. - Tel. +65 6346 1585 ■ **AFRICA:** Tarkett International: Tel. +33 1 41 20 41 01 ■ **MIDDLE EAST:** Tarkett Middle East: Tel. +961 1 51 3363/4 ■ Israel: Tarkett International: Tel. +33 1 41 20 41 01 ■ **NORTH AMERICA:** USA: Tarkett Inc. - Tel. +1 713 869 5811 / Johnsonite - Tel. +1 440 543 8916 ■ Canada: Tarkett Inc. - Tel. +1 450 293 173 ■ **LATIN AMERICA:** Brazil: Tarkett - Tel. 55 12 3954 7108 ■ Argentina - Chile - Uruguay: Tarkett Latam Mercosur - Tel. +54 11 47 08 07 72 / +54 9 11 44 46 88 82 ■ Bolivia - Colombia - Ecuador - Panama - Paraguay - Peru - Trinidad and Tobago - Venezuela: Tarkett - Tel. +55 11 9 8410 9310 / +55 11 95494 0069 ■ Mexico /Central America: Tarkett Latam Mexico - Tel. +55 11 98410 9310

As standards are constantly evolving, the characteristics shown in the text and images of this document are not binding until confirmed by the relevant department at Tarkett.
Design: Agence Gecko / Photos: Agence Evo

